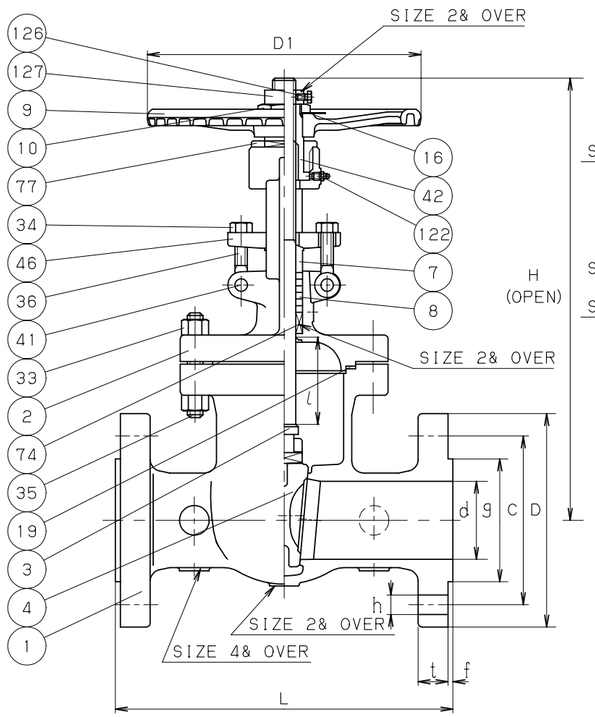

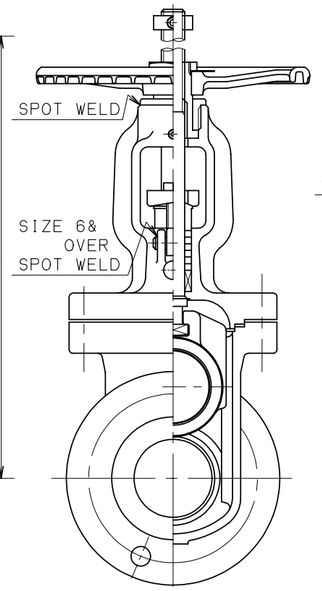

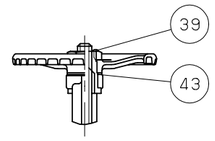

UP TO SIZE 1.1/2

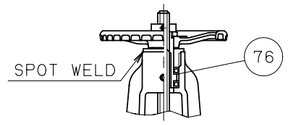

SIZE 6& OVER

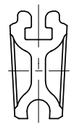

SIZE 6& OVER

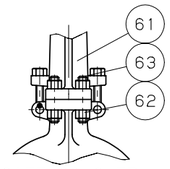

SIZE 8& OVER

(1)
4-600
KITZ
CF8M
SCS14A

MARKING ON THE BODY

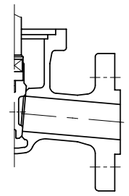

UP TO SIZE 2

DIMENSIONS. UNIT:mm

NOMINAL SIZE							END FLANGE									
								BOLT HOLE			BOLT					
in	mm	d	H	D1	L	l	D	C	NO.	h	SIZE	g	t	f		
1/2	15	17	207	100	165	21	95	66.5	4	16	1/2	35	14.3	6.4		
3/4	20	22	222	100	190	26	117	82.5	4	19	5/8	43	15.9	6.4		
1	25	27	250	140	216	33	124	89	4	19	5/8	51	17.5	6.4		
1.1/2	40	40	335	180	241	50	156	114.5	4	22	3/4	73	22.3	6.4		
2	50	50	450	200	292	61	165	127	8	19	5/8	92	25.4	6.4		
2.1/2	65	62	480	225	330	72	190	149	8	22	3/4	105	28.6	6.4		
3	80	75	544	250	356	85	210	168	8	22	3/4	127	31.8	6.4		
4	100	100	676	350	432	113	273	216	8	25	7/8	157	38.1	6.4		
6	150	150	905	450	559	169	356	292	12	29	1	216	47.7	6.4		
8	200	200	1130	500	660	223	419	349	12	32	1.1/8	270	55.6	6.4		
10	250	248	1328	600	787	274	508	432	16	35	1.1/4	324	63.5	6.4		
12	300	298	1524	680	838	321	559	489	20	35	1.1/4	381	66.7	6.4		

NOTE (1) VALVE SIZE(inch) IDENTIFICATION.
(2) FLEXIBLE GRAPHITE.
(3) NON-ASBESTOS SPIRAL WOUND.

NO	NAME OF PARTS	QTY	MATERIALS	SPECIFICATIONS
				JIS SPEC.
1	BODY	1	STAINLESS STEEL	SCS14A
2	BONNET	1	STAINLESS STEEL	SCS14A
3	STEM	1	STAINLESS STEEL	SUS316
4	DISC	1	STAINLESS STEEL	SCS14A
7	GLAND	1	STAINLESS STEEL	SUS316
8	GLAND PACKING	1S	(2)	
9	HAND WHEEL	1	DUCTILE IRON	FCD400
10	WHEEL NUT	1	CARBON STEEL	SS400
16	NAME PLATE	1	ALUMINUM	A1050P
19	GASKET	1	(3)	
33	BONNET NUT	1S	STAINLESS STEEL	SUS304 (8)
34	GLAND NUT	2	STAINLESS STEEL	SUS304 (8)
35	BONNET BOLT	1S	STAINLESS STEEL	SUS304 (B8)
36	GLAND BOLT	2	STAINLESS STEEL	SUS304 (B8)
39	SET SCREW	1	CARBON STEEL	SS400
41	GLAND BOLT PIN	2	STAINLESS STEEL	SUS403
42	YOKE SLEEVE	1	DUCTILE NI-RESIST	
43	WHEEL WASHER	1	STAINLESS STEEL	SUS403
46	GLAND FLANGE	1	STAINLESS STEEL	SCS13A OR SUS304
61	YOKE	1	STAINLESS STEEL	SCS13A
62	YOKE NUT	8	STAINLESS STEEL	SUS304 (8)
63	YOKE BOLT	4	STAINLESS STEEL	SUS304 (B8)
74	BUSHING	1	CARBON	
76	THRUST BEARING	2	STEEL	SUJ
77	SLEEVE NUT	1	STAINLESS STEEL	SUS403
122	GREASE NIPPLE	1	CARBON STEEL	S20C
126	STOPPER BOLT	1	STAINLESS STEEL	SUS304
127	STOPPER	1	STAINLESS STEEL	SUS403
			1S=1 SET	

STANDARD		
	FACE TO FACE OR END TO END	ASME B16.10 CLASS 600
	END CONNECTION	ASME B16.5 CLASS 600
	WALL THICKNESS	ASME B16.34 CLASS 600
	PRESSURE TEST	API 598
FIGURE		600UMAM

CLASS 600 CAST STAINLESS STEEL GATE VALVES

BOLTED BONNET, OUTSIDE SCREW & YOKE, FLANGED ENDS.

DATE APPD	JAN.05.'09	DRAWING NO	△		
APPD BY	S. SANADA	961-B30004	△		
CHKD BY	Y. KONO		△		
DSGND BY	K. NAKAMURA		△		
DRAWD BY	Y. NAKAYAMA	REV-06	MARK	DATE	BY

KITZ CORPORATION

KITZ