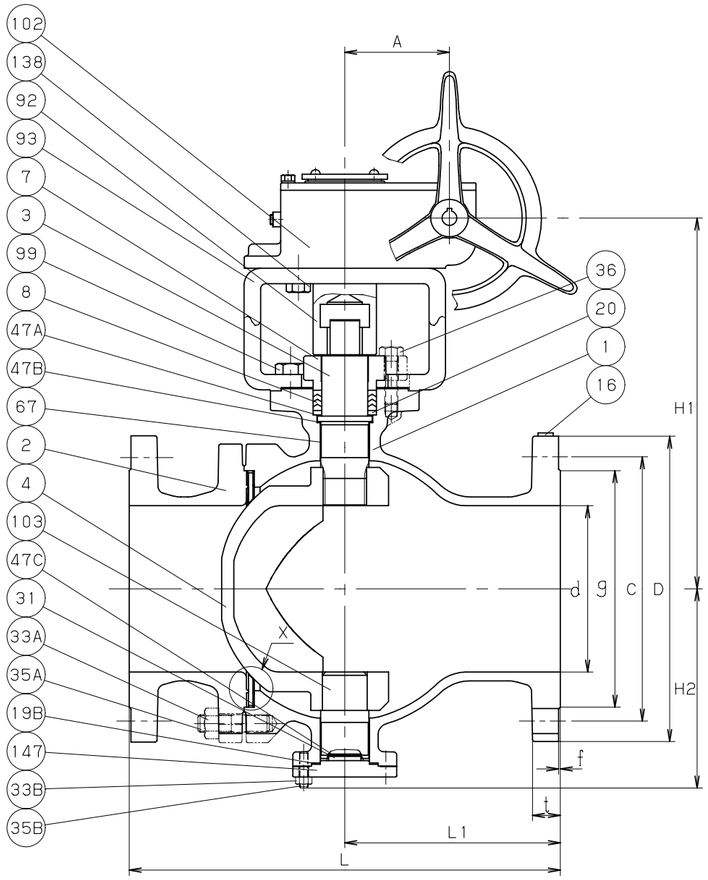

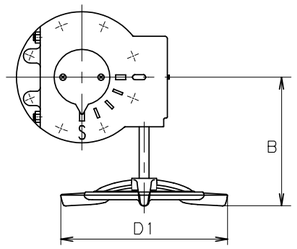

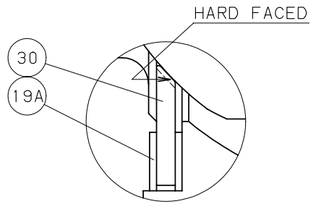

DETAIL X

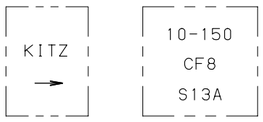

ONE SIDE THE OTHER SIDE
MARKING ON THE BODY

NO	NAME OF PARTS	QTY	MATERIALS	SPECIFICATIONS
				JIS SPEC.
1	BODY	1	STAINLESS STEEL	SCS13A
2	BODY CAP	1	STAINLESS STEEL	SCS13A
3	STEM	1	STAINLESS STEEL	SUS316
4	DISC	1	STAINLESS STEEL	SCS14A (3)
7	GLAND	1	STAINLESS STEEL	SCS13A
8	GLAND PACKING	1S	PTFE	
16	NAME PLATE	1	STAINLESS STEEL	SUS304
19A	SEAT GASKET	2	NON-ASBESTOS SHEET	
19B	GASKET	1	NON-ASBESTOS SHEET	
20	PACKING WASHER	1	STAINLESS STEEL	SUS316
30	SEAT	1	STAINLESS STEEL	SUS316+HF (2)
31	STEM WASHER	1	STAINLESS STEEL	SUS316
33A	CAP NUT	1S	STAINLESS STEEL	SUS304 (8)
33B	COVER NUT	1S	STAINLESS STEEL	SUS304 (8)
35A	CAP BOLT	1S	STAINLESS STEEL	SUS304 (B8)
35B	COVER BOLT	1S	STAINLESS STEEL	SUS304 (B8)
36	GLAND BOLT	1S	STAINLESS STEEL	.
47A	THRUST WASHER	1	G/F PTFE	
47B	THRUST WASHER	1	G/F PTFE	
47C	THRUST WASHER	1	G/F PTFE	
67	STEM BEARING	2	METAL BACKED PTFE	
92	CONNECTOR	1	CARBON STEEL	SS400
93	BRACKET	1	CARBON STEEL	SS400
99	SET BOLT	1S	CARBON STEEL	SS400
102	GEAR UNIT			
103	BOTTOM STEM	1	STAINLESS STEEL	SUS316
138	BOLT	1S	CARBON STEEL	SS400
147	END PLATE	1	STAINLESS STEEL	SUS304
			1S=1 SET	

STANDARD		
	FACE TO FACE OR END TO END	ASME B16.10 CLASS 150
	END CONNECTION	ASME B16.5 CLASS 150
	WALL THICKNESS	ASME B16.34 CLASS 150
	PRESSURE TEST	API 598
FIGURE		G-150UVCT

DIMENSIONS UNIT:mm

NOMINAL SIZE								END FLANGE									
									BOLT HOLE			BOLT					
in	mm	d	H1	H2	D1	L	L1	D	C	NO.	h	SIZE	g	t	f	A	B
10	250	254	446	268.5	500	533	266.5	406	362.0	12	25	7/8	324	30.2	1.6	93.5	363

NOTE (1) ALLOWABLE SEAT LEAKAGE SHALL BE IN ACCORDANCE WITH ANSI/FCI 70-2 CLASS Ⅱ.
(2) Co-Cr-W ALLOY.
(3) Cr PLATING.

CLASS 150 CAST STAINLESS STEEL
A PORT VALVE

FULL BORE, GEAR TYPE, FLANGED ENDS.

DATE APPD	JAN.05.'09	DRAWING NO	△		
APPD BY	S. SANADA	965-B10065	△		
CHKD BY	Y. ASAKAWA		△		
DSGND BY	Y. YAMASHITA		△		
DRAWD BY	E. MITSUI	REV-05	MARK	DATE	BY

KITZ CORPORATION

KITZ